

CAMP2
COMPUTERIZED AUTOMOBILE MULTI PLAYER

モニターを見てください。

モニターで広がる、HKSチューニング「キャンプ2」。

「エンジンコンディションを把握する」

それはECOを求められる、これからのチューニングステージでは大切なこと。

しかし、以前のようなアナログメータによるデータ解析は「勘」に頼る部分が多く、

さらに、昨今の車両のインパネ回りはデザインが統一され、

それを嫌うオーナーも増えてきています。

1996年HKSは車載モニターによって

情報を流す画期的アイデアの初代CAMPを発表。

そして、そのノウハウを最大限に活かし

開発された製品がCAMP2です。

“Look at the screen.”

CAMP2: HKS tuning on-screen.

“Understand your engine’s condition”

In this new era of tuning, “ECO” (economy) takes on more significance.

However, analyzing data from analog meters in the past relied on intuition, furthermore as vehicle interior design becomes more sophisticated, many owners resist tinkering with the instrument panels.

In 1996, HKS released the first generation CAMP, an epoch-making means of which vehicle information could be displayed on a vehicle’s on-board monitor.

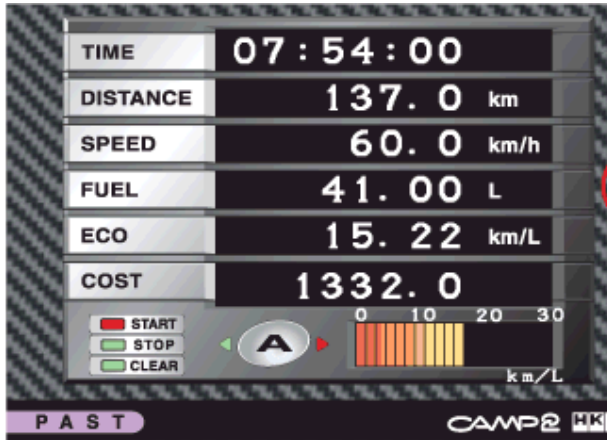
Using this know-how, HKS has developed the CAMP2.

**The CAMP2 calculates fuel efficiency and fuel cost, both in real time.
Enjoy the “ ECO Drive ” with us; for it can no longer be ignored in the
future of tuning.**

- Simple installation to the vehicle’s self-diagnosis OBD2 port.
Using the optional Nissan CONSULT harness or an F-CON connector cable enables CAMP2 to function on a variety of vehicles and applications.
- Up to 6 of 24 data items can be displayed on the screen at one time, for easy monitoring of vehicle information.
- Fuel efficiency, average fuel consumption, and fuel cost display functions allow users to enjoy the ultimate “ ECO Drive ”.
- Remote control receiver is separate from the base unit, allowing for freedom of placement.

- CAMP2 allows F-CON iS / SZ / S map editing. Challenge your tuning skills without the need of a separate PC.

*Map editing can be done only for unlocked maps.

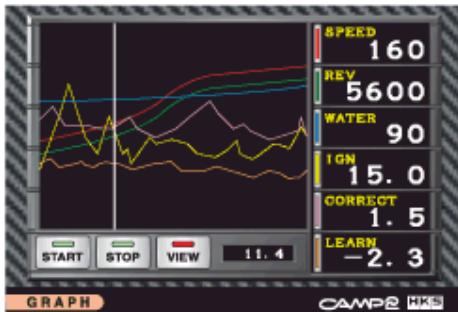


Screen position and back ground can be changed.

PAST mode


- Under this mode, commuting routes can be compared, or driver-specific information can be monitored.
 - 6 measurements/calculations can be displayed on the screen at one time: TIME (Elapsed Time), DISTANCE (Driving distance), SPEED (Average speed), FUEL (Consumed fuel volume), ECO (Average fuel efficiency), COST (Fuel cost).

Real-time fuel efficiency is shown as a bar graph on the bottom right of the screen.




GRAPH mode

- A graph and digital meter indication on a time-based axis of up to 6 items can be shown on the screen.
 - VIEW function: data changes at 0.2 second intervals can be monitored.
 - Logging can be conducted for up to 600 seconds (10 minutes).



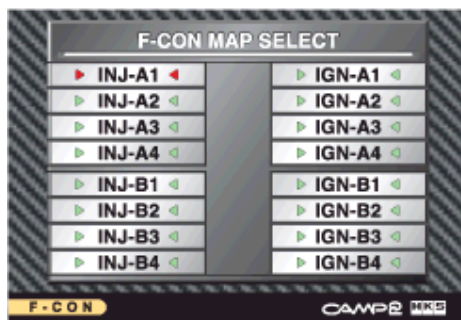
ANALOG mode

- Selected item(s) can be shown in the analog meter.
- Select from two modes: either a 3 analog meter display, or 1 analog meter with 6 digital indicators below it.
- Analog meters accurately show continuously changing data.



DIGITAL mode

- Selected item(s) can be shown in the digital meter.
- Select from 6 digital meters or 3 digital /bar graphs to appear on the screen.
- Digital meters show accurate data for each item.



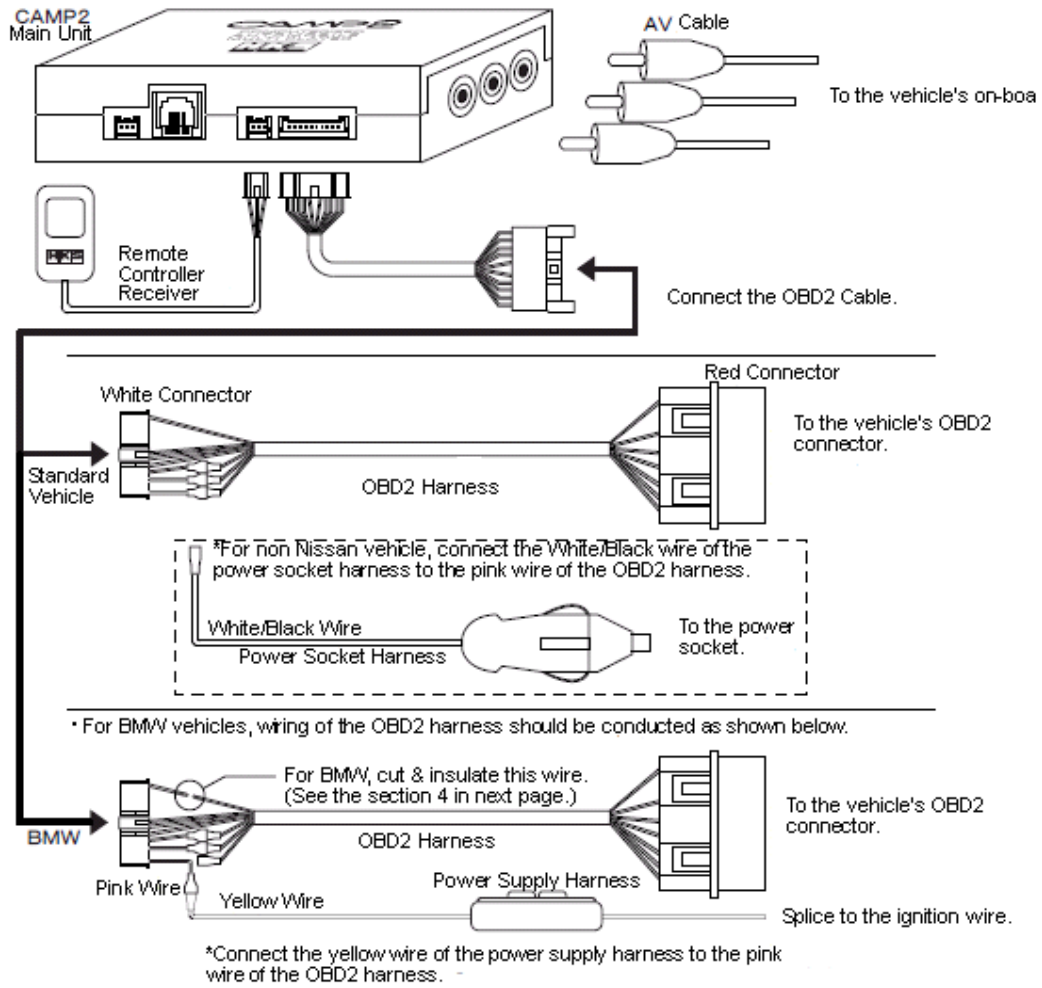
F-CON mode

- The input value and/or the output value of each F-CON sensor can be monitored.
- F-CON S / SZ / SA / iS setting data can be monitored and edited when connected to CAMP2.

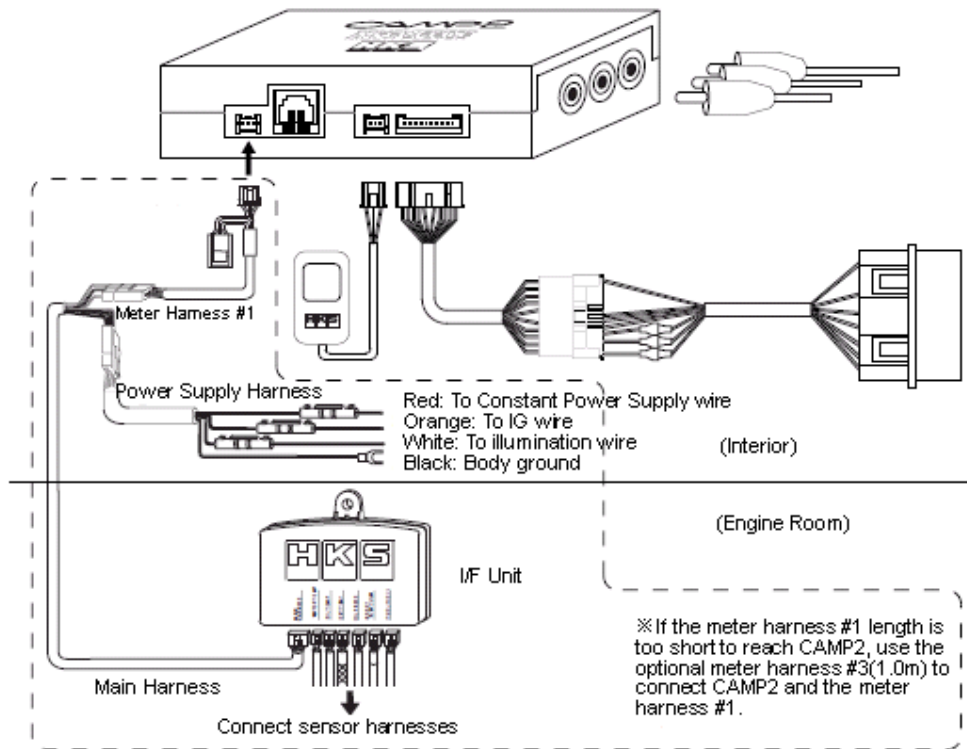
Unique settings can be made based on engine specification, such as exhaust type or intake type. (Data for F-CON V Pro cannot be edited.)

There are some items cannot be monitored depending on F-CON model and/or installed sensors.

Wiring



F-CON, I/F Unit Wiring



Display Item (Depends on vehicle)

SPEED 車速	REV エンジン回転数	WATER 水温	IGN 点火時期
CORRECT A/F補正值	LEARN A/F学習値	AIR 吸入空気量	IN_TEMP 吸気温度
THROTTLE スロットル開度	IN_MANI インマニ圧	O2_VOLT O2電圧	AIRFLOW エアフロ電圧
INJECTOR 燃料噴射時間	BATTERY バッテリー電圧	ECO 瞬間燃費	POWER 馬力
A/F A/F値	KNOCK ノック値	I/F BOOST I/Fユニットのブースト圧	I/F WATER I/Fユニットの水温
I/F OIL_T I/Fユニットの油温	I/F OIL_P I/Fユニットの油圧	I/F FUEL_P I/Fユニットの燃圧	I/F EXT_T I/Fユニットの排気温度



CAMP 2
Part Number : 48001-AK001

PRODUCT SPECIFICATIONS

CAMP2 Main Unit

- Operating Voltage . . . DC10 – 16V
- Maximum Electrical Power Consumption . . . 2.0W

Remote Controller

- Battery Type . . . CR2025

Tube Fuse for Power Socket Harness & Power Supply Harness

- 1A Fuse

OPTION PARTS



Nissan CONSULT Harness
Part number:48002-AK001



F-CON Connecting Harness
Part number:48002-AK002



CAMP2 Remote Controller
(Repair part)
Part number:48002-AK003



CAMP2 Remote Controller
Receiver (Repair part)
Part number:48002-AK004

For connection of I/F Unit



I/F Unit
Part number:44008-AK011
(Option Parts)

-Meter Harness No.3
Part number:44999-AK010

-Temperature Sensor Set
Part number:44999-AK011

-EGT Sensor Set
Part number:44999-AK019

-Pressure Sensor Set
Part number:44999-AK020